



ALUMINUM | NON-IMPACT    SERIES 200 | SERIES 600



*“PGT values the importance of serving the community because we are part of the community. We engineer products we would want in our own homes, nothing less.”*

*– Rod Hershberger, President & CEO*

## A TRADITION OF EXCEPTIONAL PRODUCTS, RELIABILITY, AND SERVICE

Founded in 1980, PGT® pioneered the U.S. impact-resistant window and door segment, growing from just four employees to approximately 1,500 at its manufacturing facility in Venice, Florida.

Today, PGT offers a total of 12 different high quality window and door lines.

Hurricane protection, security against intruders, noise reduction, UV filtering, energy efficiency, affordability, and style are some of the most notable benefits that PGT's products have to offer.

When you choose PGT products for your home or business, you can always expect top design, improved energy efficiency and extraordinary strength for the life of your investment.

You can have the confidence that PGT will not just meet, but exceed your expectations.

# SEE WHAT'S INSIDE

- 2 ▶ PGT'S ADDED VALUE
- 4 ▶ RELIABILITY
- 6 ▶ DURABILITY
- 8 ▶ CUSTOMIZATION
- 12 ▶ PRODUCT STYLES
- 21 ▶ GLOSSARY OF TERMS





VALUE

## STRENGTH, DURABILITY AND VALUE

PGT® is your comprehensive solution for high-quality aluminum windows and doors that are durable, affordable and low maintenance. Our aluminum products are suitable for any type of building frame construction.

### All PGT Aluminum products feature:

- Extruded aluminum frames
- Monolithic glazing
- Mechanically fastened corners
- Powder-coat paint
- Corrosion-resistant hardware with stainless steel options



*Our team oversees each step of the glass production process and tests finished batches multiple times per day to ensure they meet the highest standards of quality.*

## TO KNOW OUR PRODUCTS IS TO KNOW OUR PROMISE

Every PGT® product is produced at our 562,000-square-foot manufacturing facility and glass plant in Venice, FL. This centralized operation allows us to control our own quality from design to delivery for a difference you can count on.

**Quality Glass Production:** As the only window and door manufacturer in the region with its own facilities for glass tempering, laminating and insulating, PGT is able to maintain control over our specialized glass production process, keeping costs low and quality high for all of our products.

**Expedient Manufacturing and Delivery:** Our team is dedicated to quick, accurate results. Once your product is ordered, there is minimal waiting before delivery.

**Outstanding Service:** The only thing as impressive as our products is our dedication to your satisfaction before, during and after your purchase.



RELIABILITY

## PERFORMANCE TESTING

PGT® is dedicated to earning your confidence in our products. For this reason, we test our windows and doors to confirm that they meet the exacting standards of the industry's most respected accredited organizations. These certifications ensure you that PGT stands behind every product we manufacture for your home.

### PGT Aluminum product certifications, ratings, and testing include:

- Florida Product Approval
- International Building Code
- STC (Sound Transmission Class)



See the Glossary of Terms for more details on each of these certifications and testing protocols.



*Our state-of-the-art  
technology and innovation  
guarantees top-quality  
designs, strength and integrity  
in all our products.*

## DESIGNED FOR RELIABILITY

PGT® products are routinely tested to ensure that they will perform at their optimum levels for many years to come.

**Each PGT Aluminum window and door meets or exceeds  
the International Building Code for:**

- Air infiltration
- Deglazing
- Structural integrity
- Water resistance
- Forced-entry resistance



# DURABILITY

## DESIGNED TO LAST

PGT® Aluminum windows and doors are extruded with a heavier and stronger aluminum than the materials used by most other manufacturers. The extrusion is mechanically fastened at the corners for added strength, and the finished product receives corrosion-resistant hardware to provide improved durability.

This sturdy construction makes our aluminum products ideal for both residential use and light commercial projects.





## OUTSTANDING PROTECTION BACKED BY A SOLID WARRANTY

PGT® operates on the premise that promises are made to be kept. This is why our aluminum products are backed by one of the best warranties in the industry.

### **PGT Aluminum products include:**

- 3-year warranty on the frame and component parts
- Limited lifetime warranty on the insulating glass unit



CUSTOM

## MADE TO ORDER FOR YOUR HOME

Every product PGT® manufactures is custom-made to order. So you can rest assured that your new aluminum windows and doors are perfectly tailored to match your home's exact specifications. We also oversee every step of the manufacturing process to ensure all of our products meet our strict standards of quality.

**PGT products are designed for every home, especially yours, with choices of:**

- Frame colors
- Grid styles and patterns
- Sea Turtle Protection Code glass options
- Glass tints
- Low-E



## POWDER-COAT PAINT FINISH

When it comes to paint finishes, not all processes are created equal. PGT® Aluminum products come standard with a powder-coat paint finish that provides:

### **Durability**

- Resistant to scratching and corrosion
- Tested to continuously withstand salt water, heat, light and moisture exposure

### **Color Retention**

- Finish is naturally resistant to fading and wearing
- Withstands exposure to natural elements

### **Quality**

- Identical color from batch to batch
- Single-pass application ensures a uniform coat
- Thicker, stronger coatings eliminate runs and drips

### **Low Environmental Impact**

- Finish is 100% solvent-free
- No VOCs or heavy toxic metals

SERIES 200 WINDOWS AND DOORS



**Raised**

- 1" wide raised muntin applied to exterior



**Raised / Flat Bar**

- 1" wide raised muntin applied to exterior
- 1" wide flat bar applied to interior



**Raised / Raised**

- 1" wide raised muntin applied to exterior and interior



**Flat Bar**

- 1" wide flat bar applied to exterior
- 1" wide flat bar applied to interior



**Flat Grid**

- 9/16" wide flat grid between the glass

SERIES 600 WINDOWS



**Raised / Flat Bar**

- 1" wide raised muntin applied to exterior
- 1" wide flat bar applied to interior



**Raised / Low Profile Ogee**

- 1" wide raised ogee applied to exterior
- 1" wide low profile ogee applied to interior



**Flat Bar**

- 1" wide flat bar applied to exterior
- 1" wide flat bar applied to interior



**Flat Grid**

- 9/16" wide flat grid between the glass

## SERIES 600 DOORS



### **Raised / Flat Bar**

- 1" wide raised muntin applied to exterior
- 1" wide flat bar applied to interior



### **Raised / Raised**

- 1" wide raised muntin applied to exterior
- 1" wide raised muntin applied to interior



### **Raised / Low Profile Ogee**

- 1" wide raised ogee applied to exterior
- 1" wide low profile ogee applied to interior



### **Raised / Raised Ogee**

- 1" wide raised ogee applied to exterior
- 1" wide raised ogee applied to interior



### **Flat Grid**

- 9/16" wide flat grid between the glass



### **Low Profile Traditional Simulated Divided Lite**

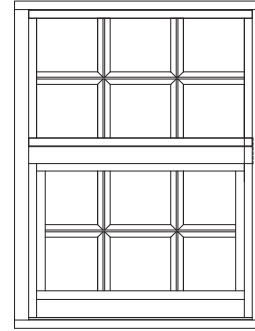
- 1" wide low profile ogee applied to exterior and interior
- 9/16" wide flat white grid between the glass




### **Traditional Simulated Divided Lite**

- 1" wide raised ogee applied to exterior and interior
- 9/16" wide flat white grid between the glass

## GRID PATTERNS



Standard



Brittany/Prairie

## STANDARD FEATURES

Products in this series come standard with 1/8" clear glass and a white or bronze 2" frame that is ideal for new construction and remodeling projects. Operable windows come standard with 1816 screen mesh.

### Standard Frame Colors



White



Bronze

## PREMIUM OPTIONS

### Glass

- Tempered glass
- Insulating glass
- Privacy glass
  - Obscure (textured for enhanced privacy)
- Popular glass tints
- Hi-performance Low-E
  - Solarban® 60
  - Solarban® 70XL
- Argon gas

## SINGLE HUNG (SH200)

### Pre-tensioned spiral balance system

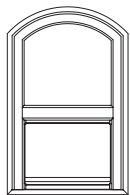
- Provides smooth, easy opening and closing

### Integrated lift rails and deluxe swivel locks

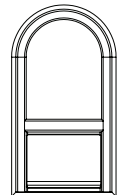
- Allow easy fingertip operation

### Pass Through


- Primarily for kitchen use, sash closes on counter top



Radius Top  
(Equal)



Arch Top  
(Proview/Oriel)



Proview/Oriel



## HORIZONTAL ROLLER (HR210)

Available in 2- and 3-lite configurations

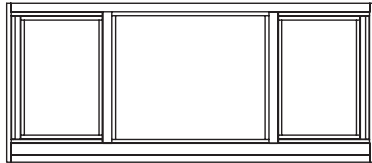
- Operation viewed from outside

Low-friction brass tandem rollers in a nylon housing


- Provide smooth, durable, adjustable operation

Removable sash design

- For easy exterior cleaning



Unequal Lite



Equal Lite



## PICTURE WINDOW / FIXED LITE ARCHITECTURAL (PW/AR220)

Available in a variety of shapes & sizes

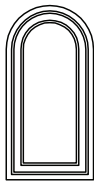
- Provides maximum amount of light
- Can serve as standalone or companion window



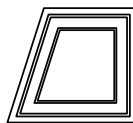
Half Circle



Eyebrow



Arch



Trapezoid



Other standard and custom shapes available.

## SLIDING GLASS DOOR (SGD2500)

### By-pass, pocket door configurations

- Customizable with multiple tracks from 2 to 8 panels

### Recessed pulls

### Optional raised interior metal pull handle

### Optional single point mortise lock with handle

### Optional screens available

- Standard or box screen



## FRENCH DOOR (FD101)

### Pre-hung

- Available as a single or a double door

### Heavy-duty hinge

- Allows for easy operation

### Optional side lites available

- Beautifully fills large openings and provides additional light

### Concealed 2-point locking system

- Provides added strength and security

### Prepped for industry-standard hardware

- Accommodates an array of handle and deadbolt hardware





## CABANA DOOR (CD290)

### Single Hung and Fixed Lite Picture Window styles available

- Single Hung style has a sash that opens to allow airflow
- Fixed Lite Picture Window style allows maximum light into any room

### Integrated window design

- Delivers a more sleek, upscale appearance versus the “utility” look of other manufacturers’ cabana doors
- Eliminates the need for window inserts with unsightly handle and deadbolt notches

### Concealed weather-strip

- Keeps elements out without detracting from the door’s appearance

### Installation screw cover

- Conceals unsightly install screws from view
- Provides a clean, sleek finish

### Modern design

- Smooth panel surface versus scalloped panel surface of other manufacturers

### Custom kickplate heights available



Cabana Door  
Single Hung style

## STANDARD FEATURES

Products in this series come standard with 3/16" clear glass and a white or bronze 2 3/4" frame that is ideal for new construction and remodeling projects. Operable windows come standard with 1816 screen mesh.

### Standard Frame Colors



White



Bronze

## PREMIUM OPTIONS


### Glass

- Tempered glass
- Insulating glass
- Privacy glass
  - Obscure (textured for enhanced privacy)
- Popular glass tints
- Hi-performance Low-E
  - Solarban® 60
  - Solarban® 70XL
- Argon gas

### Frame Colors



Clear Anodize



Arizona Beige\*



Pebble Khaki\*



Venetian Bronze\*

\*Available for select styles only. Ask your dealer for more details.

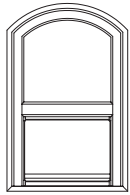
## SINGLE HUNG (SH600)

### Pre-tensioned spiral balance system

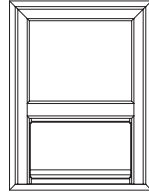
- Provides smooth, easy opening and closing

### Integrated lift rails and deluxe swivel locks

- Allow easy fingertip operation



Radius Top



Proview/Oriel



## HORIZONTAL ROLLER (HR610)

### Available in 2- and 3-lite configurations

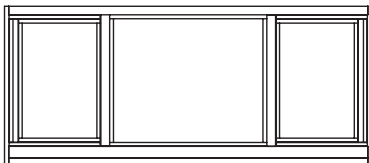
- Operation viewed from outside

### Low-friction brass tandem rollers in a nylon housing

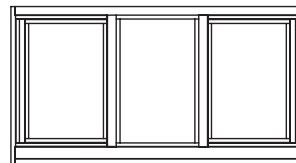
- Provide smooth, durable, adjustable operation

### Removable sash design

- For easy exterior cleaning



Unequal Lite



Equal Lite



## CASEMENT (CA640)

### Available in various configurations

- Single unit hinged for opening either left or right
- Double unit hinged for opening: one left, one right
- Triple unit hinged for opening: one left, one right, fixed center unit
- Fixed unit can serve as a standalone or companion window

### Multi-point locking system

- Provides added strength and security

### Egress hinge

### Optional washable hinge

- For easy cleaning from inside the home

### Optional fold away handle

- Will not interfere with your window treatments



## AWNING (AW640)

### Available in single unit

- Individual units can be mullered vertically or horizontally for custom configurations

### Multi-point locking system

- Provides added strength and security



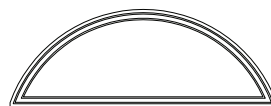
## PICTURE WINDOW / FIXED LITE ARCHITECTURAL (PW/AR620)

### Available in a variety of shapes & sizes

- Provides maximum amount of light
- Can serve as standalone or companion window

### Installation screw covers

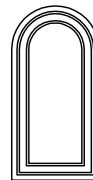
- For a complete, clean appearance



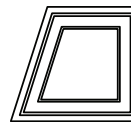
Half Circle



Eyebrow



Arch



Trapezoid



Other standard and custom shapes available.

## FRENCH DOOR (FD650)

### Heavy-duty, hidden piano hinge

- Supports the weight of the door
- Allows enduring optimal operation

### Multi-point, stainless steel locking mechanism

- Secures the door to the frame or adjoining door in three places

### Prepped for European-style hardware

- Trim-sets are available

### Optional side lites

- Full jamb
- Narrow jamb



## SLIDING GLASS DOOR (SGD670/670HP)

### Expansions of up to 40 feet

- Amazing, uninterrupted views and a great source of natural light

### Panels up to 4' x 10' or 5' x 8'

- Sizes available for every opening

### By-pass, pocket, and 90-degree corner door configurations

- Customizable with multiple tracks from 2 to 8 panels

### Dual-point locking mechanism

- Provides added security for your home by restricting panels from being lifted off the tracks

### Heavy-duty tandem rollers

- Allow easy opening with just your fingertips

### Hidden installation and assembly screws

- Deliver a sleek, finished appearance

### Raised pull handles or recessed pulls available

### High performance options

- Available to meet all your design pressure needs

### Optional screens available

- Standard or box screen



Crystal Achievement  
Award-winning  
Design

## SLIDING GLASS DOOR (SGD680)

### French door-look

- Standard 4" bottom rail
- Optional 9" bottom rail

### Expansions of up to 40 feet

- Amazing, uninterrupted views and a great source of natural light

### Panels up to 4' x 10' or 5' x 8'

- Sizes available for every opening

### By-pass, pocket, and 90-degree corner door configurations

- Customizable with multiple tracks from 2 to 8 panels

### Dual-point locking mechanism

- Provides added security for your home by restricting panels from being lifted off the tracks

### Heavy-duty tandem rollers

- Allow easy opening with just your fingertips

### Optional unique, stylish handles available

### Optional screens available

- Standard or box screen



**Argon gas:** Argon is a safe, odorless, colorless, non-toxic, non-flammable inert gas that is commonly used in place of air between the glass panes of an insulated Low-E glass unit to reduce temperature transfer.

**Box screen:** A heavy duty sliding glass door screen frame that simulates the actual glass panels. It is typically similar in size and shape to the glass door panels.

**By-pass door:** A sliding door that has two or more panels that can slide horizontally in either direction in upper and lower tracks.

**Corrosion-resistant:** Refers to how well a substance can withstand damage caused by oxidization or other chemical reactions.

**Deglazing:** An effect of severe weather on windows, where the silicone glazing bead separates from the window pane, thus reducing the window's ability to restrict water from entering the structure and decreasing the strength of the overall window.

**Dual-point mortise lock:** A lock that is recessed in the edge of a stile and has two throw hooks that engage with a keeper.

**Energy Star:** ENERGY STAR® is an independent U.S. government program establishing a standard set of guidelines to recognize the energy efficiency of various products. ENERGY STAR® guidelines are used in conjunction with a variety of building materials, including windows and patio doors.

**Florida Product Approval:** A series of tests performed by a State of Florida approved testing lab to ensure certain building components meet Florida standards.

**Forced-entry resistance:** The test methods intended to establish a measure of resistance for window assemblies subjected to attacks, other than by impact.

**Insulating glass:** Window panes separated by an air or other gas filled space to reduce heat transfer.

**International Building Code:** A model building code developed by the International Code Council that has been adopted throughout most of the United States.

**Lift rail:** A handhold for raising and lowering the sash. Rail implies that the handhold is continuous across the sash.

**Low-E (Emissivity) glass:** Glass with a transparent metallic oxide coating applied onto or into a glass surface. The coating typically allows short-wave energy to pass through but reflects long-wave infrared energy which improves the U-value.

**Mesh:** Fabric made of either fiberglass or aluminum, used in the making of screens.

**Miami-Dade Notice of Acceptance:** Protocol for testing windows for impact by large or small missiles.

**Monolithic:** Referred to as single unit of glass (not insulated).

**Mortise lock:** A lock that is recessed in the edge of a stile and has a throw hook that engages with a keeper.

**NFRC – National Fenestration Rating Council:** A non-profit organization which provides energy performance ratings on windows, doors, skylights, and attachment products.

**Obscure glass:** Glass that has been made translucent instead of transparent.

**Pass through:** Single Hung window without a main frame sill; has a cap piece with foam that fits onto the sash sill.

**Pocket door:** Sliding glass door that when opened slides clear of the opening.

**Sea Turtle Protection Code:** Lighting ordinance to protect Sea Turtles along the Florida coastline during nesting season by restricting the amount of light permitted through windows and doors.

**Sound Transmission Class (STC):** The sound transmission loss rating of a material over a selected range of sound frequencies. The higher the number, the less sound is transmitted.

**Tempered glass:** Treated glass that is strengthened by reheating it to just below the melting point and then suddenly cooling it. When shattered, it breaks into small pieces. Approximately four times stronger than standard annealed glass; is required as safety glazing in patio doors, entrance doors, side lights, and other hazardous locations.

**Three-point lock:** Deadbolts that protrude in three separate directions with the movement of a single lever or key.

**Two-point locking system:** Bolts that protrude in two separate directions with the movement of a single lever.

**Ultra-violet (UV):** The invisible rays of the spectrum that are outside of the visible spectrum at its short-wavelength violet end. Ultraviolet rays are found in everyday sunlight and can cause fading of paint finishes, carpets, and fabrics.

**Washable hinges:** Track type hinges on casement windows that, aside from normal operation, have the ability to slide towards frame center and allow for easy sash cleaning.

