



DEPARTMENT OF PERMITTING, ENVIRONMENT, AND REGULATORY
AFFAIRS (PERA)
BOARD AND CODE ADMINISTRATION DIVISION
NOTICE OF ACCEPTANCE (NOA)

MIAMI-DADE COUNTY
PRODUCT CONTROL SECTION
11805 SW 26 Street, Room 208
Miami, Florida 33175-2474
T (786) 315-2590 F (786) 315-2599
www.miamidade.gov/pera/

PGT Industries
1070 Technology Drive
North Venice, FL 34275

SCOPE:

This NOA is being issued under the applicable rules and regulations governing the use of construction materials. The documentation submitted has been reviewed and accepted by Miami-Dade County PERA -Product Control Section to be used in Miami Dade County and other areas where allowed by the Authority Having Jurisdiction (AHJ).

This NOA shall not be valid after the expiration date stated below. The Miami-Dade County Product Control Section (In Miami Dade County) and/or the AHJ (in areas other than Miami Dade County) reserve the right to have this product or material tested for quality assurance purposes. If this product or material fails to perform in the accepted manner, the manufacturer will incur the expense of such testing and the AHJ may immediately revoke, modify, or suspend the use of such product or material within their jurisdiction. PERA reserves the right to revoke this acceptance, if it is determined by Miami-Dade County Product Control Section that this product or material fails to meet the requirements of the applicable building code.

This product is approved as described herein, and has been designed to comply with the Florida Building Code, including the High Velocity Hurricane Zone.

DESCRIPTION: Series "FD-101" Outswing Aluminum French Door w/ Sidelites – Non-Impact

APPROVAL DOCUMENT: Drawing No.11005-2 Rev C, titled "Outswing Non-Impact French door(s) & Sidelite(s)", sheets 1 through 11 of 11, prepared by manufacturer, dated 02/28/07 and last revised on 10/11/11, signed and sealed by Lynn Miller, P.E., bearing the Miami-Dade County Product Control Revision stamp with the Notice of Acceptance number and expiration date by the Miami-Dade County Product Control Section.

MISSILE IMPACT RATING: None: Approved Hurricane Protection devices, complying w/ FBC, as applicable are required.

Limitations:

1. Use of Table 1 or 2 (sheet 1) requires full length reinforcements (item # 22) for OX, XO, XXO, OXX, OXO and OXXO configurations. The lower design pressure from table 1 or table 2 shall control.
2. Egress operable doors must comply with min clear width per FBC, as applicable.
3. Nominal ¼" max. airspace is applicable for I.G. glazing with spacer item # 102.

LABELING: Each unit shall bear a permanent label with the manufacturer's name or logo, city, state and series and following statement: "Miami-Dade County Product Control Approved", noted herein.

RENEWAL of this NOA shall be considered after a renewal application has been filed and there has been no change in the applicable building code negatively affecting the performance of this product.

TERMINATION of this NOA will occur after the expiration date or if there has been a revision or change in the materials, use, and/or manufacture of the product or process. Misuse of this NOA as an endorsement of any product, for sales, advertising or any other purposes shall automatically terminate this NOA. Failure to comply with any section of this NOA shall be cause for termination and removal of NOA.

ADVERTISEMENT: The NOA number preceded by the words Miami-Dade County, Florida, and followed by the expiration date may be displayed in advertising literature. If any portion of the NOA is displayed, then it shall be done in its entirety.

INSPECTION: A copy of this entire NOA shall be provided to the user by the manufacturer or its distributors and shall be available for inspection at the job site at the request of the Building Official.

This NOA renews NOA # 11-1013.21 and consists of this page 1 and evidence pages E-1, as well as approval document mentioned above.

The submitted documentation was reviewed by **Ishaq I. Chanda, P.E.**

NOA No 12-0516.03
Expiration Date: August 02, 2017
Approval Date: August 02, 2012
Page 1



7/23/12

NOTICE OF ACCEPTANCE: EVIDENCE SUBMITTED

A. DRAWINGS

1. Manufacturer's die drawings and sections (submitted under file # 11-1013.21).
2. Drawing No.11005-2 Rev C, titled "Outswing Non-Impact French door(s) & Sidelite(s)", sheets 1 through 11 of 11, prepared by manufacturer, dated 02/28/07 and last revised on 10/11/11, signed and sealed by Lynn Miller, P.E.

A. TESTS (submitted under file # 11-1013.21)

- Test report on
- 1) Air Infiltration Test, per FBC, TAS 202-94
 - 2) Uniform Static Air Pressure Test, per FBC, TAS 202-94
 - 3) Water Resistance Test, per FBC, TAS 202-94.
 - 4) Forced Entry Test, per FBC 2411 3.2.1 (b) and TAS 202-94

Along with marked-up drawings and installation diagram of aluminum out swinging French door w/ sidelites, prepared by Fenestration Testing Laboratory, Inc., Test Report No(s). **FTL-4964**, dated September 09, 2006, signed and sealed by Edmundo Largaespada, P.E.

C. CALCULATIONS (submitted under file # 11-1013.21)

1. Statement letter dated OCT 11, 2011, compliance to FBC 2007 & FBC 2010, prepared by PGT, signed & sealed by Lynn Miller, P.E.
2. Statement letter dated 10/07/11, Successor Engineer adopting the another engineer's work per FAR 61G15-27-001, signed & sealed by Lynn Miller, P.E.
3. Anchor verification and comparative analysis dated 03-02-07 and last revised on 06/08/07, prepared by PGT, signed and sealed by Robert L. Clark, P.E. (transferred from file # 07-0309.09)
3. Glazing complies with ASTM E-1300-02 &-04

D. QUALITY ASSURANCE

1. Miami Dade Department of Permitting, Environment, and Regulatory Affairs (PERA).

E. MATERIAL CERTIFICATIONS

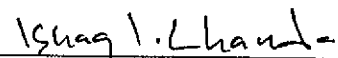
1. None

F. STATEMENTS

1. Statement letter of conformance and letter of no financial interest, prepared by PGT, dated 05/14/12, signed and sealed by Lyn Miller, P.E.
2. Statement letter issued by PGT, dated 05/14/12, "Renewal with no change" signed and sealed by Lyn Miller, P.E.
3. Statement letter dated OCT 11, 2011, compliance to FBC 2007 & FBC 2010 and "No financial interest", prepared by PGT, signed & sealed by Lynn Miller, P.E. (submitted under file # 11-1013.21).
4. Statement letter of conformance and no financial interest, dated 03-02-07, signed by Robert L. Clark, P.E. (transferred from file # 07-0309.09)
5. Letter of lab compliance, part of the above test reports.

G. OTHER

1. This NOA **renews # 11-1013.21**, expiring August 02, 2012.
2. Test proposal dated Jan. 17, 2007 approved by BCCO.

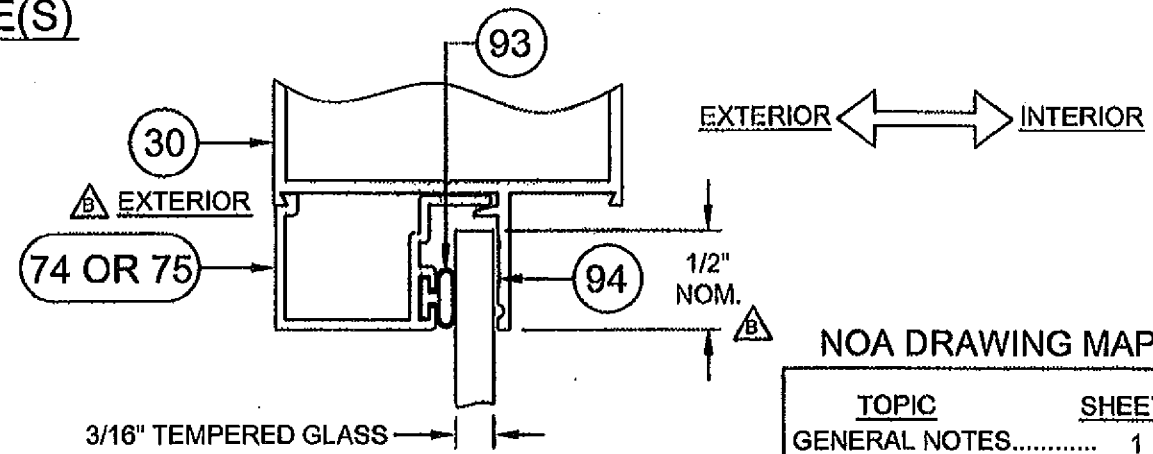


Ishaq I. Chanda, P.E.
Product Control Examiner
NOA No 12-0516.03

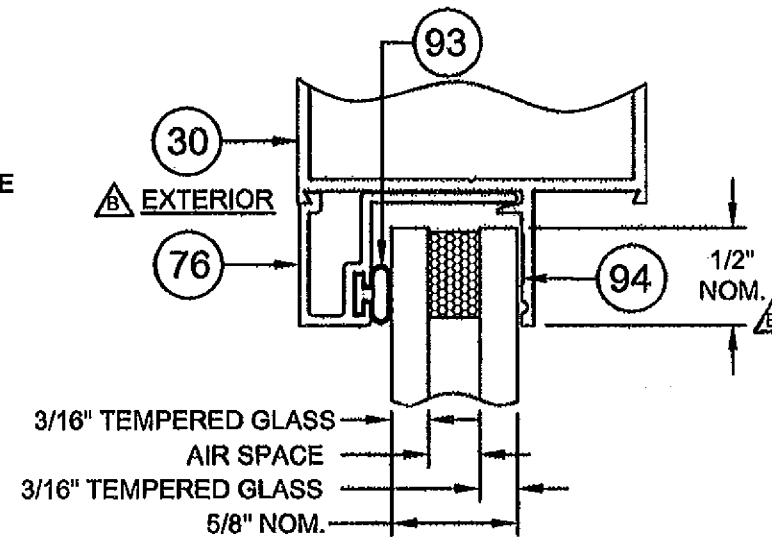
Expiration Date: August 02, 2017
Approval Date: August 02, 2012

NOTES: OUTSWING NON-IMPACT FRENCH DOOR(S) AND SIDE LITE(S)

- GLAZING OPTIONS:
 - 3/16" TEMPERED GLASS
 - 5/8" I.G. GLASS CONSISTING OF (2) LITES OF 3/16" TEMPERED GLASS WITH AN AIR SPACE BETWEEN.
- DESIGN PRESSURES: (TABLES 1 AND 2, SHEET 1 AND TABLES 1A AND 2A, SHEET 2)
 - NEGATIVE DESIGN LOADS BASED ON TESTED PRESSURE AND GLASS TABLES ASTM E 1300-02.
 - POSITIVE DESIGN LOADS BASED ON WATER TEST PRESSURE AND GLASS TABLES ASTM E 1300-02.
- CONFIGURATIONS: X, O, XX, XO, OX, XXO, OXX, OXO, AND OXXO.
- ANCHORAGE: THE 33 1/3% STRESS INCREASE HAS NOT BEEN USED IN THE DESIGN OF THIS PRODUCT. FOR ANCHORAGE REQUIREMENTS SEE SHEETS 8-11. MATERIALS, INCLUDING BUT NOT LIMITED TO STEEL SCREWS, THAT COME INTO CONTACT WITH OTHER DISSIMILAR MATERIALS SHALL MEET THE REQUIREMENTS OF THE FBC, CURRENT EDITION.
- SHUTTERS ARE REQUIRED WHERE IMPACT RESISTANCE REQUIRED. SHUTTERS MUST BE MIAMI-DADE COUNTY APPROVED FOR INSTALLATION IN MIAMI-DADE COUNTY.
- SEALANTS: INSTALLATION SCREWS, FRAME AND PANEL CORNERS SEALED WITH CLEAR COLORED SEALANT.
- REFERENCES: TEST REPORT FTL-4964, ELCO TEXTRON NOA: 04-0721.01, 03-0225.05, ANSI/AF&PA NDS-2001 FOR WOOD CONSTRUCTION, ADM-2005 ALUMINUM DESIGN MANUAL
- THIS PRODUCT HAS BEEN DESIGNED & TESTED TO COMPLY WITH THE REQUIREMENTS OF THE FLORIDA BUILDING CODE, INCLUDING THE HIGH VELOCITY HURRICANE ZONE (HVHZ).
- CONFIGURATIONS WHICH CONTAIN A SIDE LITE TO DOOR CONNECTION:
 - THE LOWER DESIGN PRESSURE FROM TABLE 1. OR 2. PREVAILS.
 - FULL LENGTH REINFORCEMENT (ITEM 22 SHOWN IN SECTION E-E, SHEET 5), IS REQUIRED ONLY AT ALL DOOR TO SIDE LITE CONNECTIONS FROM TABLE 1 AND 2. ONLY REFER TO TABLES 1A AND 2A, SHEET 2 FOR DOOR TO SIDE LITE CONNECTIONS WHICH DO NOT REQUIRE ITEM 22 REINFORCEMENT.
- SINGLE DOORS 33 5/8" WIDE OR OVER AND THE OPERABLE PANEL OF DOUBLE DOORS 64 1/8" WIDE OR OVER COMPLY WITH THE EGRESS REQUIREMENTS OF THE FBC. NARROWER DOORS MAY BE USED WHERE EGRESS IS NOT REQUIRED BY CODE.



3/16" GLAZING OPTION



5/8" I.G. GLAZING OPTION

NOA DRAWING MAP

TOPIC	SHEET
GENERAL NOTES.....	1
CONFIGURATIONS.....	1, 2
GLAZING DETAILS.....	1
DESIGN PRESSURES.....	1
ALT. DESIGN PRESSURES.....	2
ELEVATIONS.....	3
VERT. SECTIONS.....	4
HORIZ. SECTIONS.....	5
PARTS LIST.....	6
EXTRUSIONS.....	6, 7
ANCHORAGE.....	8-11

PRODUCT REVISED
 as complying with the Florida Building Code
 Acceptance No. 11-1013-21
 Expiration Date: 08/02/2012
 By: [Signature]
 Miami Dade Product Control

PRODUCT RENEWED
 as complying with the Florida Building Code
 Acceptance No. 12-0516-03
 Expiration Date: 08/02/2017
 By: [Signature]
 Miami Dade Product Control

TABLE 1. DESIGN PRESSURES: OUTSWING DOORS
 (SEE NOTE 9A AND 9B ABOVE FOR OX, XO, XXO, OXX, OXO & OXXO)

CONFIG.	DOOR WIDTH	DOOR HEIGHT									
		6 ⁸ - 79 3/4"		7 ⁰ - 83 3/4"		87 3/4"		91 3/4"		8 ⁰ - 95 3/4"	
X	2 ⁰ 25 1/2"	+75.0	-112.1	+75.0	-105.8	+75.0	-100.2	+75.0	-95.2	+75.0	-90.7
X	27 1/2"	+75.0	-105.0	+75.0	-99.0	+75.0	-93.7	+75.0	-89.0	+75.0	-84.7
X	29 1/2"	+75.0	-98.9	+75.0	-93.2	+75.0	-88.2	+75.0	-83.7	+75.0	-79.6
X	2 ⁶ 31 1/2"	+75.0	-93.7	+75.0	-88.3	+75.0	-83.4	+75.0	-79.1	+75.0	-75.2
X	2 ⁸ 33 1/2"	+75.0	-82.3	+75.0	-82.3	+75.0	-79.3	+75.0	-75.1	+71.3	-71.3
X	35 1/2"	+72.9	-72.9	+72.9	-72.9	+72.9	-72.9	+71.6	-71.6	+68.0	-68.0
X	3 ⁰ 37 1/2"	+65.0	-65.0	+65.0	-65.0	+65.0	-65.0	+65.0	-65.0	+65.0	-65.0
XX	4 ⁰ 47 3/4"	+75.0	-112.1	+75.0	-105.8	+75.0	-100.2	+75.0	-95.2	+75.0	-90.7
XX	51 3/4"	+75.0	-105.0	+75.0	-99.0	+75.0	-93.7	+75.0	-89.0	+75.0	-84.7
XX	55 3/4"	+75.0	-98.9	+75.0	-93.2	+75.0	-88.2	+75.0	-83.7	+75.0	-79.6
XX	5 ⁰ 59 3/4"	+75.0	-93.7	+75.0	-88.3	+75.0	-83.4	+75.0	-79.1	+75.0	-75.2
XX	5 ⁴ 63 3/4"	+75.0	-82.3	+75.0	-82.3	+75.0	-79.3	+75.0	-75.1	+71.3	-71.3
XX	67 3/4"	+72.9	-72.9	+72.9	-72.9	+72.9	-72.9	+71.6	-71.6	+68.0	-68.0
XX	6 ⁰ 71 3/4"	+65.0	-65.0	+65.0	-65.0	+65.0	-65.0	+65.0	-65.0	+65.0	-65.0

TABLE 2. DESIGN PRESSURES: SIDE LITE (SEE NOTE 9A & 9B ABOVE)

SIDE LITE WIDTH	SIDE LITE HEIGHT									
	6 ⁸ - 79 3/4"		7 ⁰ - 83 3/4"		87 3/4"		91 3/4"		8 ⁰ - 95 3/4"	
10 3/4"	+75.0	-150.0	+75.0	-150.0	+75.0	-150.0	+75.0	-150.0	+75.0	-150.0
12 3/4"	+75.0	-150.0	+75.0	-150.0	+75.0	-150.0	+75.0	-150.0	+75.0	-150.0
19"	+75.0	-138.5	+75.0	-131.0	+75.0	-124.3	+75.0	-118.3	+75.0	-112.8
21 3/4"	+75.0	-123.4	+75.0	-116.6	+75.0	-110.5	+75.0	-105.1	+75.0	-100.1
27 3/4"	+75.0	-101.1	+75.0	-95.3	+75.0	-90.2	+75.0	-85.5	+75.0	-81.3
36 1/8"	+67.3	-67.3	+67.3	-67.3	+67.3	-67.3	+67.3	-67.3	+65.9	-65.9
36 3/4"	+65.0	-65.0	+65.0	-65.0	+65.0	-65.0	+65.0	-65.0	+65.0	-65.0

Revised By: J.J.	Date: 10/10/11	Revisions: C	FBC 2010 CODE CHANGE
Revised By: F.K.	Date: 8/25/07	Revisions: B	ADD NOTE REF. TO TABLES 1 & 2 AND EXT. DESIGNATION TO GLAZING DET. EMBELLISH NOTE 10. ADD GLASS BITE DIM.
Revised By: F.K.	Date: 4/27/07	Revisions: A	REVISE TABLE 1 AND 2 DESIGN PRESSURES PER 1300-02 AT TESTED 65 PSF. UPDATE NOTE 7, ADM 2005. REVISE NOTE 8, REINF. ADD NOTE 10.
Drawn By: F.K.	Date: 1/15/07	Checked By: J.J.	Date: 2/28/07

1070 TECHNOLOGY DRIVE
 NOKOMIS, FL 34276
 P.O. BOX 1629
 NOKOMIS, FL 34274



Description: **NOTES, DESIGN PRESSURES & GLAZING DETAILS**
 Title: **ALUM. FRENCH DOOR & SIDE LITES, NON-IMPACT**
 Series/Model: FD101
 Scale: 1X
 Sheet: 1 of 11
 Drawing No.: 11005-2
 Rev: C




TABLE 1A. DESIGN PRESSURES: OUTSWING DOORS

CONFIG.	DOOR WIDTH	DOOR HEIGHT									
		6 ⁸ - 79 3/4"		7 ⁰ - 83 3/4"		87 3/4"		91 3/4"		8 ⁰ - 95 3/4"	
		+	-	+	-	+	-	+	-	+	-
X	2 ⁰ 25 1/2"	+60.0	-60.3	+57.0	-57.0	+54.0	-54.0	+51.3	-51.3	+48.8	-48.8
X	27 1/2"	+56.5	-56.5	+53.3	-53.3	+50.5	-50.5	+47.9	-47.9	+45.6	-45.6
X	29 1/2"	+53.3	-53.3	+50.2	-50.2	+47.5	-47.5	+45.0	-45.0	+42.8	-42.8
X	2 ⁶ 31 1/2"	+50.5	-50.5	+47.5	-47.5	+44.9	-44.9	+42.6	-42.6	+40.5	-40.5
X	2 ⁶ 33 1/2"	+44.3	-44.3	+44.3	-44.3	+42.7	-42.7	+40.4	-40.4	+38.4	-38.4
X	35 1/2"	+39.3	-39.3	+39.3	-39.3	+39.3	-39.3	+38.6	-38.6	+36.6	-36.6
X	3 ⁰ 37 1/2"	+35.0	-35.0	+35.0	-35.0	+35.0	-35.0	+35.0	-35.0	+35.0	-35.0
XX	4 ⁰ 47 3/4"	+60.0	-60.3	+57.0	-57.0	+54.0	-54.0	+51.3	-51.3	+48.8	-48.8
XX	51 3/4"	+56.5	-56.5	+53.3	-53.3	+50.5	-50.5	+47.9	-47.9	+45.6	-45.6
XX	55 3/4"	+53.3	-53.3	+50.2	-50.2	+47.5	-47.5	+45.0	-45.0	+42.8	-42.8
XX	5 ⁰ 59 3/4"	+50.5	-50.5	+47.5	-47.5	+44.9	-44.9	+42.6	-42.6	+40.5	-40.5
XX	5 ⁴ 63 3/4"	+44.3	-44.3	+44.3	-44.3	+42.7	-42.7	+40.4	-40.4	+38.4	-38.4
XX	67 3/4"	+39.3	-39.3	+39.3	-39.3	+39.3	-39.3	+38.6	-38.6	+36.6	-36.6
XX	6 ⁰ 71 3/4"	+35.0	-35.0	+35.0	-35.0	+35.0	-35.0	+35.0	-35.0	+35.0	-35.0

TABLE 2A. DESIGN PRESSURES: SIDE LITE

SIDE LITE WIDTH	SIDE LITE HEIGHT									
	6 ⁸ - 79 3/4"		7 ⁰ - 83 3/4"		87 3/4"		91 3/4"		8 ⁰ - 95 3/4"	
	+	-	+	-	+	-	+	-	+	-
10 3/4"	+60.0	-120.0	+60.0	-118.1	+60.0	-112.4	+60.0	-107.2	+60.0	-102.4
12 3/4"	+60.0	-106.4	+60.0	-100.9	+60.0	-95.9	+60.0	-91.4	+60.0	-87.3
19"	+60.0	-74.6	+60.0	-70.5	+60.0	-66.9	+60.0	-63.7	+60.0	-60.7
21 3/4"	+60.0	-66.4	+60.0	-62.8	+59.5	-59.5	+56.6	-56.6	+53.9	-53.9
27 3/4"	+54.4	-54.4	+51.3	-51.3	+48.5	-48.5	+46.1	-46.1	+43.8	-43.8
36 1/8"	+36.2	-36.2	+36.2	-36.2	+36.2	-36.2	+36.2	-36.2	+35.5	-35.5
36 3/4"	+35.0	-35.0	+35.0	-35.0	+35.0	-35.0	+35.0	-35.0	+35.0	-35.0

NOTES:

1. CONFIGURATIONS WHICH CONTAIN A SIDE LITE TO DOOR CONNECTION :


- A. THE LOWER DESIGN PRESSURE FROM TABLE 1A, OR 2A, PREVAILS.
- B. DOOR AND SIDE LITE COMBINATIONS FROM TABLES 1A, AND 2A, DO NOT REQUIRE REINFORCEMENT ITEM 22.

2. POSITIVE DESIGN PRESSURE IS LIMITED TO 60 P.S.F (WATER RESISTANCE 9.0 P.S.F.) FOR DOORS AND SIDE LITES IN TABLES 1A AND 2A.

3. DESIGN PRESSURES UNDER 40 P.S.F. ARE NOT APPLICABLE IN MIAMI-DADE COUNTY.

PRODUCT REVISED
 as complying with the Florida
 Building Code
 Acceptance No. 11-1013-21
 Expiration Date 01/02/2012
 By: Ishaq I. Chaudhry
 Miami Dade Product Control

PRODUCT RENEWED
 as complying with the Florida
 Building Code
 Acceptance No. 12-0516-03
 Expiration Date 08/02/17
 By: Ishaq I. Chaudhry
 Miami Dade Product Control

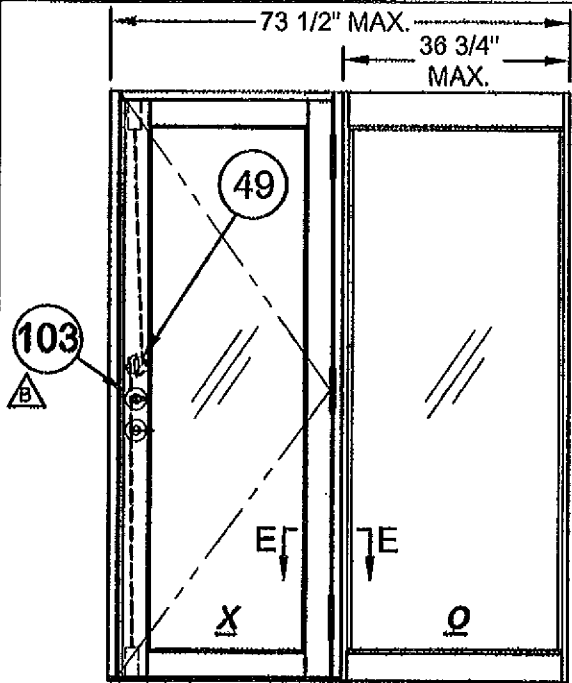


Revised By: J.J.	Date: 10/10/11	Revisions: C	NO CHANGE THIS SHEET
Revised By: F.K.	Date: 6/26/07	Revisions: B	NO CHANGES THIS SHEET
Revised By: F.K.	Date: 4/27/07	Revisions: A	NEW SHEET. ADD TABLES 1A AND 2A FOR 36 PSF TESTED DOOR WITHOUT REINFORCEMENT IN SIDE LITE TO DOOR CONNECTION.
Drawn By: F.K.	Date: 1/15/07	Checked By: J.J.	Date: 2/26/07

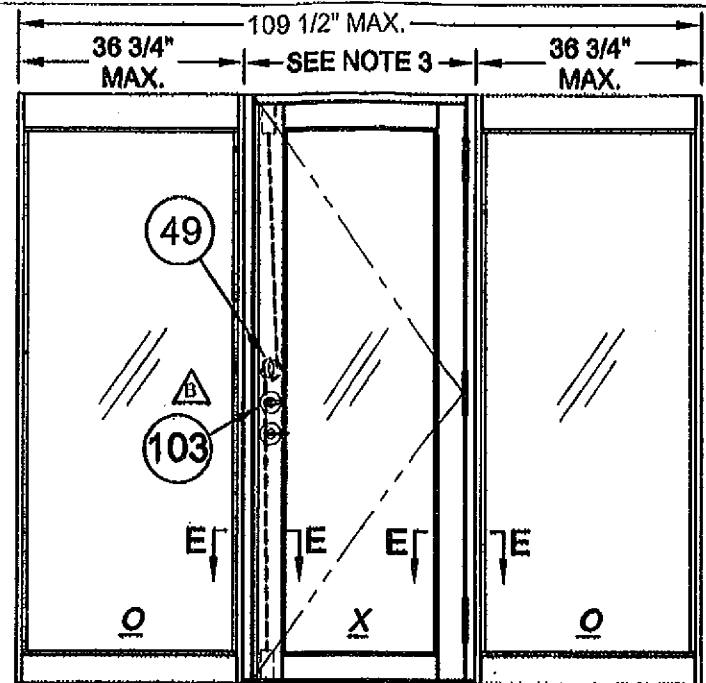
1070 TECHNOLOGY DRIVE
 NOKOMIS, FL 34275
 P.O. BOX 1529
 NOKOMIS, FL 34274



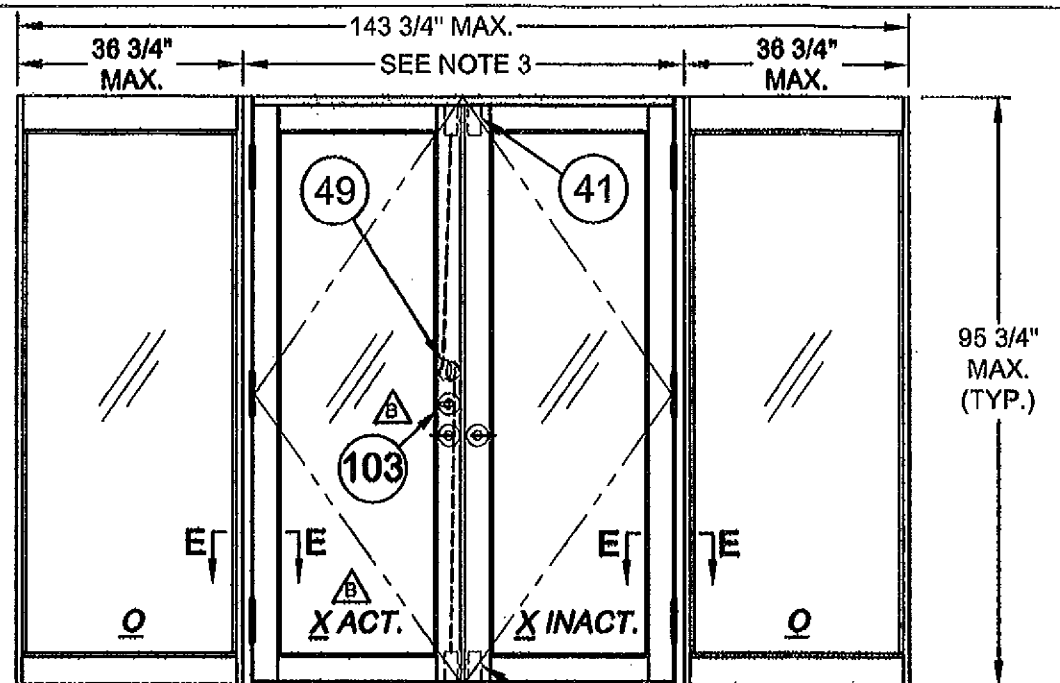
Description: ALTERNATE DESIGN PRESSURES			
Title: ALUM. FRENCH DOOR & SIDE LITES, NON-IMPACT			
Series/Model: FD101	Scale: NA	Sheet: 2 of 11	Drawing No. 11005-2
			Rev: C



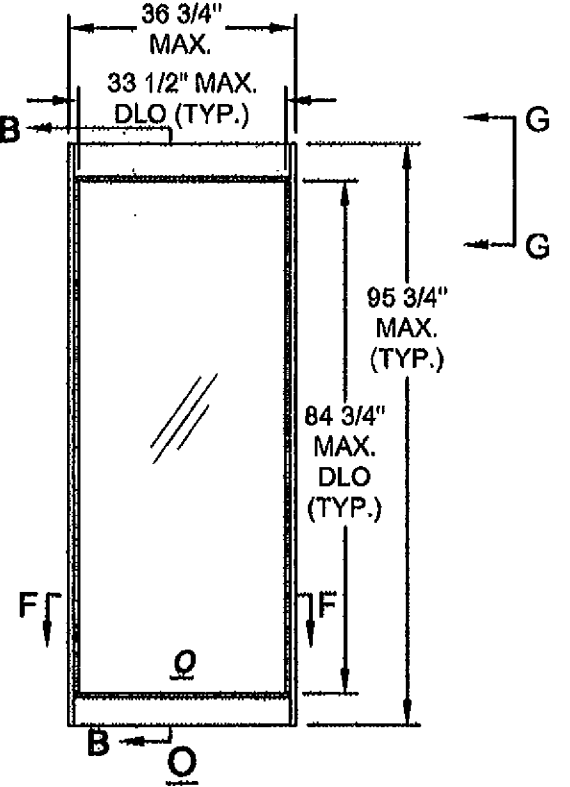
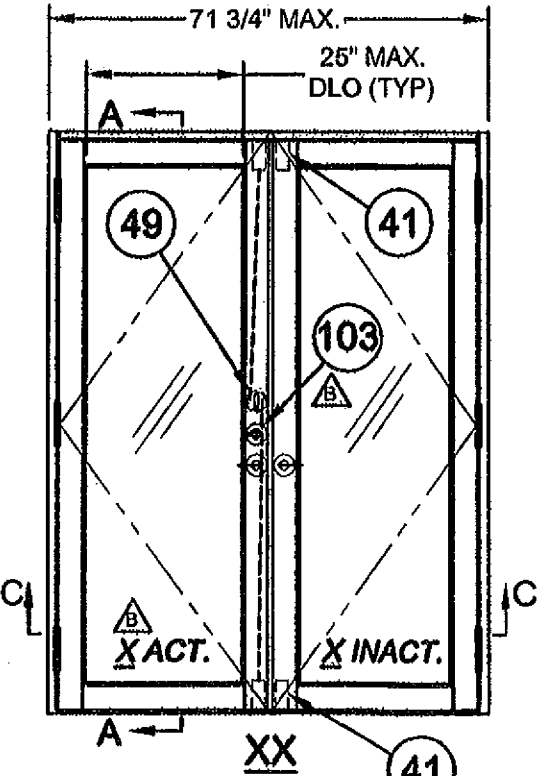
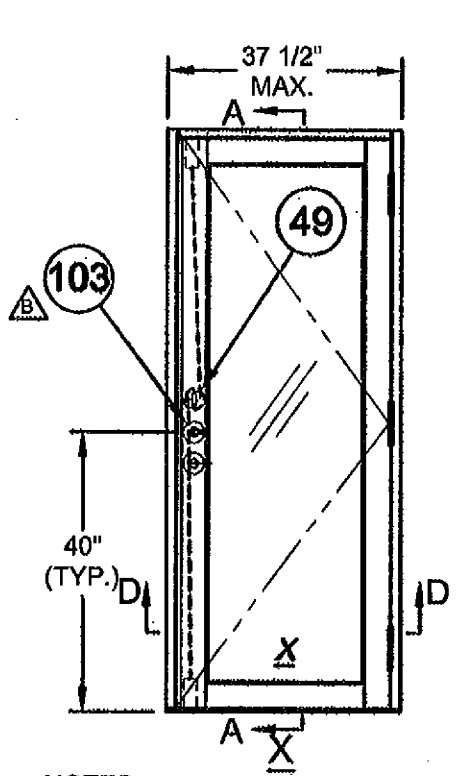
SEE NOTE 4
OX OR XO



SEE NOTE 4
OXO



SEE NOTE 4
OXXO




ACT.

- NOTES:**
1. FOR ANCHORAGE DETAILS SEE SHEETS 8 THROUGH 11.
 2. FOR HORIZONTAL AND VERTICAL SECTIONS SEE SHEETS 4 AND 5.
 3. SIDE LITES OVERLAP 'X' AND 'XX' DOORS BY 3/4" WHEN ASSEMBLED TO MAKE 'OXO' AND 'OXXO' CONFIGURATIONS.
 4. SEE TABLES 1, 1A, 2, AND 2A ON SHEETS 1 AND 2 FOR APPLICABILITY OF REINFORCEMENT FOR DOOR AND SIDE LITE CONFIGURATIONS.
 5. CLEAR OPENING FOR 'X' AND 'XX' DOORS AS FOLLOWS: ('X' DOORS = WIDTH - 5.646) ('XX' DOOR = DOOR WIDTH/2 - 4.079)
 6. SIDE LITE DLO WIDTH = SIDE LITE WIDTH - 3 1/4" SIDE LITE DLO HEIGHT = SIDE LITE HEIGHT - 11"

PRODUCT REVISED
 as complying with the Florida
 Building Code
 Acceptance No. 11-1013-21
 Expiration Date: AUG 2, 2012
Shag L. Chant
 Miami Dade Product Control

PRODUCT RENEWED
 as complying with the Florida
 Building Code
 Acceptance No. 12-0516-03
 Expiration Date: 09/02/17
Shag L. Chant
 Miami Dade Product Control

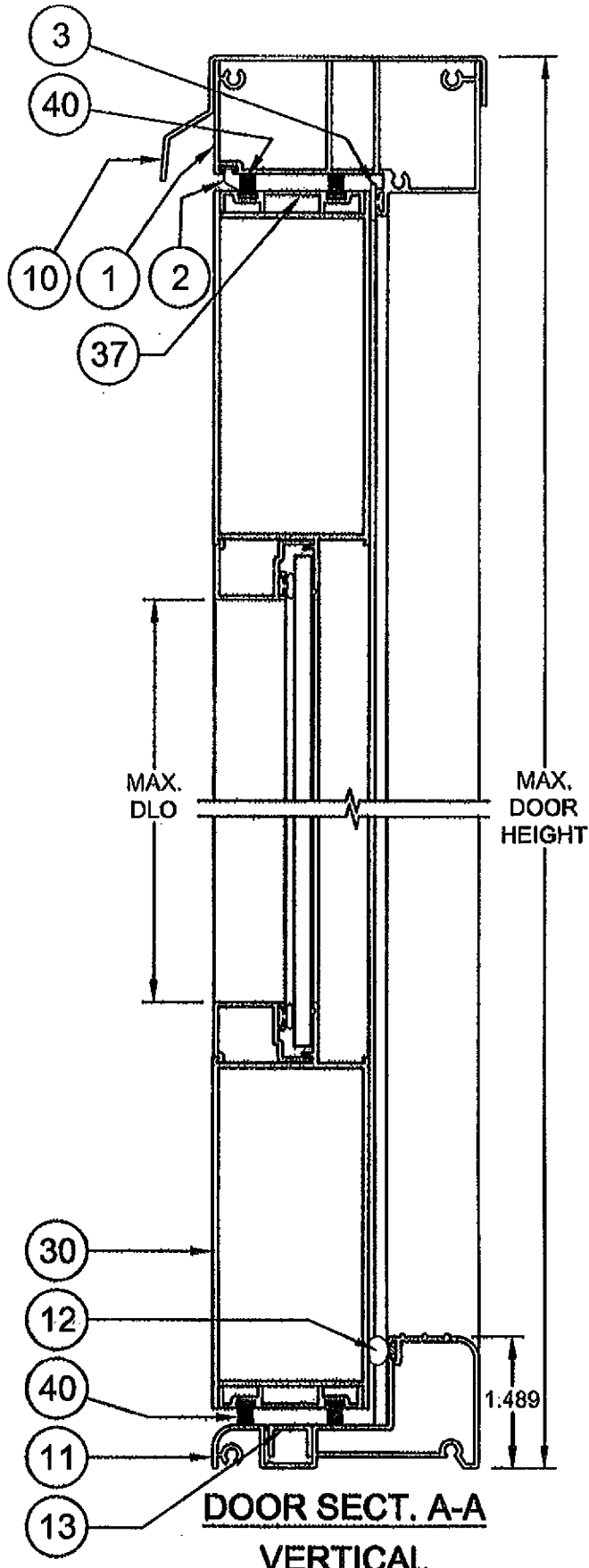


Revised By: J.J.	Date: 10/10/11	Revision: C	NO CHANGE THIS SHEET
Revised By: F.K.	Date: 6/28/07	Revision: B	IDENTIFY DEAD BOLT, ADD NOTE 6, AND SPECIFY 'X' ACT. AND 'X' INACT.
Revised By: F.K.	Date: 4/27/07	Revision: A	CLARIFY FLUSH BOLT AND 2 PT. LOCK LOCATIONS, REVERSE DIR. OF 'C' & 'D' SECT. ARROWS. ADD NOTES 4 AND 6.
Drawn By: F.K.	Date: 1/15/07	Checked By: J.J.	Date: 2/28/07

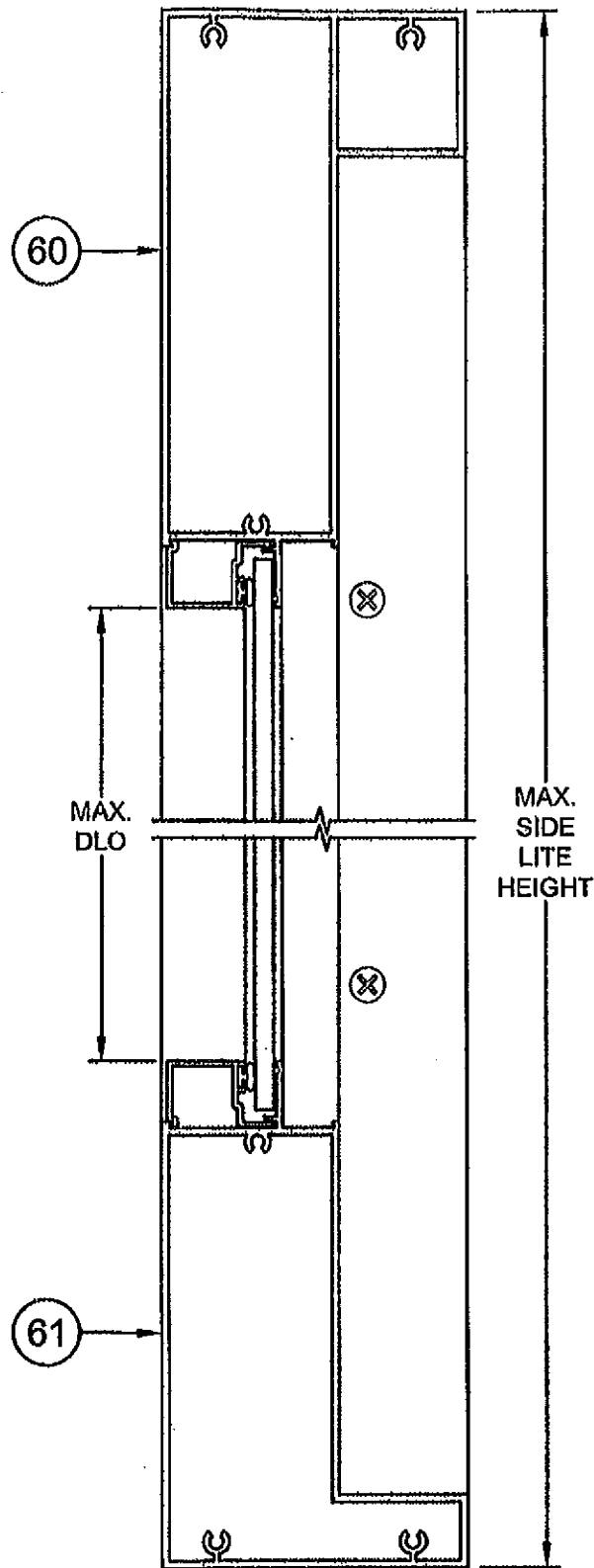
1070 TECHNOLOGY DRIVE
 NOKOMIS, FL 34276
 P.O. BOX 1529
 NOKOMIS, FL 34274



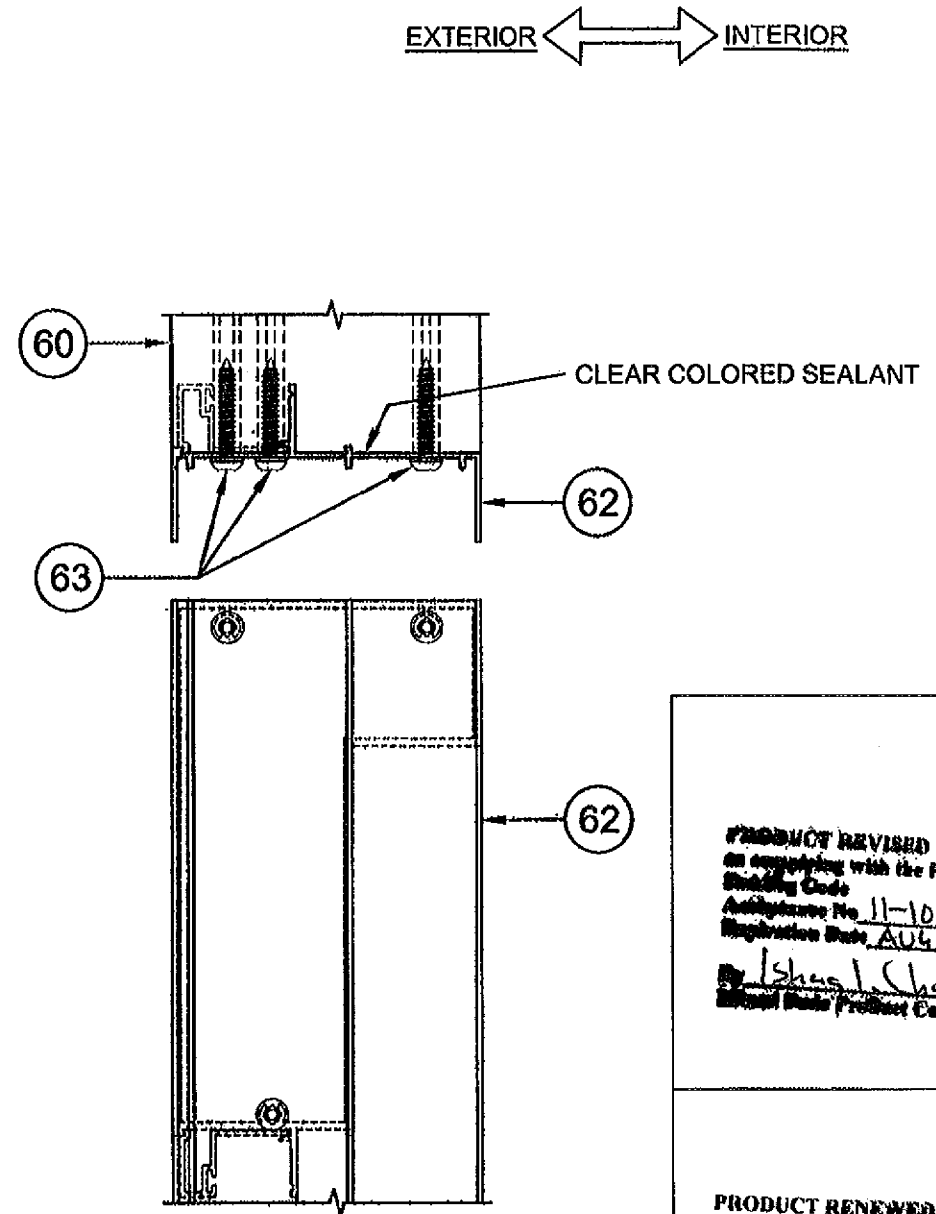
Description: EXAMPLE ELEVATIONS			
Title: ALUM. FRENCH DOOR & SIDE LITES, NON-IMPACT			
Series/Model: FD101	Scale: NTS	Sheet: 3 of 11	Drawing No.: 11005-2
			Rev: C



DOOR SECT. A-A
VERTICAL




SIDE LITE (SL) SECT. B-B
VERTICAL



SL VIEW G-G
CORNER ASSEMBLY

PRODUCT REVISED
as complying with the Florida
Building Code
Acceptance No. 11-1013-21
Expiration Date: AUG 2, 2012
By: *Ishag I. Chaudhry*
National Made Product Control

PRODUCT RENEWED
as complying with the Florida
Building Code
Acceptance No. 12-0516-03
Expiration Date: 09/02/17
By: *Ishag I. Chaudhry*
National Made Product Control



Revised By: J.J.	Date: 10/10/11	Revisions: C	NO CHANGE THIS SHEET
Revised By: F.K.	Date: 6/26/07	Revisions: B	NO CHANGES THIS SHEET
Revised By: F.K.	Date: 4/27/07	Revisions: A	CORRECT ITEM 40 WEATHERSTRIP & UPDATE ITEM 60 TO DOUBLE HOLLOW. ADD SILL HEIGHT DIM.
Drawn By: F.K.	Date: 1/16/07	Checked By: J.J.	Date: 2/28/07

1070 TECHNOLOGY DRIVE
NOKOMIS, FL 34275
P.O. BOX 1629
NOKOMIS, FL 34274

PGI
Visibly Better

Description: EXAMPLE ELEVATIONS			
Title: ALUM. FRENCH DOOR & SIDE LITES, NON-IMPACT			
Series/Model: FD101	Scale: 1/2	Sheet: 4 of 11	Drawing No.: 11005-2
			Rev: C

A. LYNN MILLER, P.E.
FL P.E.# 58705

